

copyright of:
Accent the Party
www.accenttheparty.com

Materials:

8.5×11 paper paper or heavy cardstock.
You can also print on paper and glue to
foam or cardboard and cut out.

Dowels

Foam core

Spray Mount

Exacto Knife

Tape







Step One: Print out pictures of the props.

Step Two: Using the spray mount adhere the paper to the foam
core.

Step Three: Using a sharp exacto knife cut out the shapes
of the props.

Step Four: Tape a wood dowel to the backside of the prop.



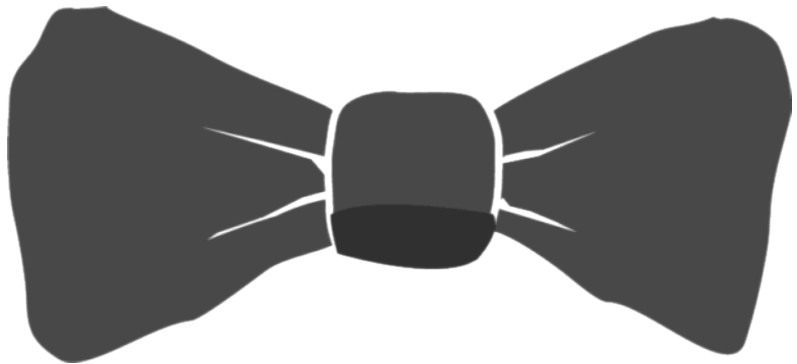
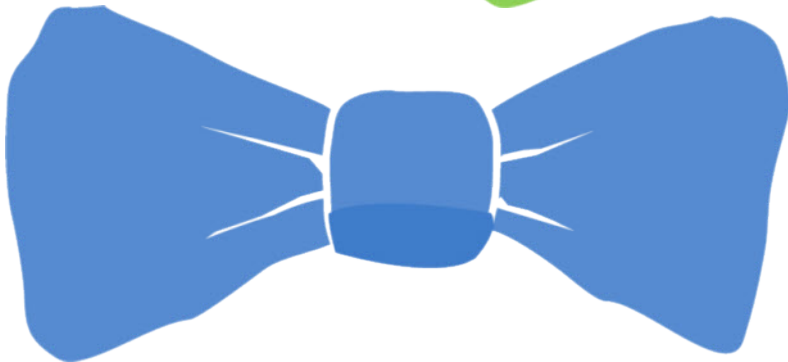
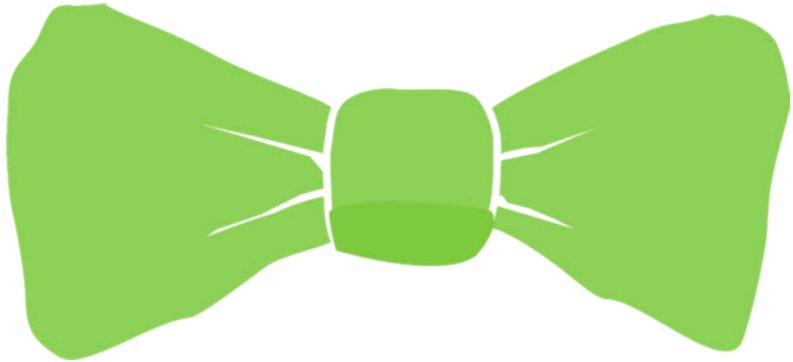



Accent the Party
www.accenttheparty.com






Accent the Party
www.accenttheparty.com





Accent the Party
www.accenttheparty.com



Accent the Party
www.accenttheparty.com